

WALLWASHER



ALFA

IP	CRI	AC220
20	80	-240V



ALFA WALLWASHER

revolutionises the concept of the downlight. The product with miniaturised optic, providing high visual comfort, uses the physical principle of pinpoint lamps, generating circular light emission. There is now no need for rigid frameworks, but instead ample opportunities for customisation by creating invisible light.

ALFA in its simplicity, the Laser Blade is the result of an integrated process involving various disciplines: the science of lighting, technology, design and culture to create the perfect downlight. The system is a multiple, flexible, universal tool which has received prestigious international awards.



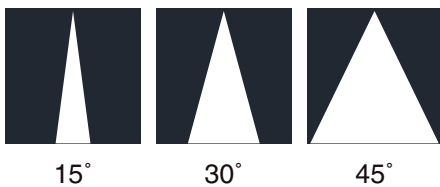
References

Reference	Led Power	Luminous flux	CCT/K	OPTICS	IP Rating	Dimensions	Adjustable
LX-DL-1321-LED	1.5W	95lm	3000K/4000K	15°/30°/45°	IP20	W45*L45*H47mm	—
LX-DL-1322-LED	2*1.5W	2*95lm				W45*L75*H47mm	
LX-DL-1323-LED	3*1.5W	3*95lm				W45*L105*H47mm	
LX-DL-1324-LED	5*1.5W	5*95lm				W45*L145*H47mm	
LX-DL-1325-LED	10*1.5W	10*95lm				W45*L280*H47mm	
LX-DL-1326-LED	15*1.5W	15*95lm				W45*L415*H47mm	


Order code : Reference - Power - Luminous flux - CCT/K - Optic

Important : All the specification can be customized as per the project request .

OPTICS



Optional adapter

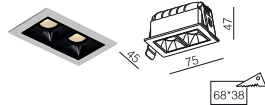


Dimensions

LX-DL-1327-LED



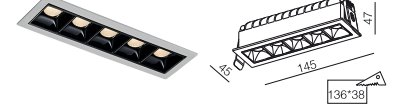
LX-DL-1328-LED



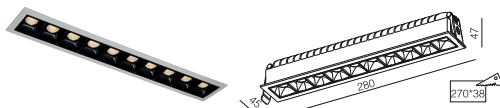
LX-DL-1329-LED



LX-DL-1329-LED



LX-DL-1328-LED



LX-DL-1329-LED

