

DOWNLIGHT



ATHENA R

IP 20/65	CRI 90+	PF ≥0.9	AC220 -240V	Dimmable	Anti- Glare
-------------	------------	------------	----------------	----------	----------------



ATHENA R DOWNLIGHT

1 - General lighting, wallshing, accentuation suit for specific lighting tasks.

Precise speckle with four kinds of beam angle : 15°/24°/36°/60°.

Three kinds of optical assembly; optical glass film/ honeycomb and baffle achieves different kinds of speckle.

2 - 7 colors of reflector and 4 colors of heat sink meet all kinds of decorative style.

3 - Eccentric design makes precise speckle via reducing stray light.

4 - Straight heat sink design achieves high performance of heat dispersion and keeps LED chip working in high lumen and in a long lifetime.

5 - Led chip is fixed deep inside to create a perfect cutoff angle in 40°.

Dark light effect achieves UGR<9, reduces discomfort glare and provides better visual effect.



luxio
L I G H T I N G

www.luxio-lighting.com

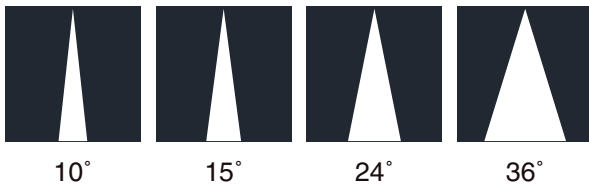
References

Reference	Led Power	Luminous flux	CCT/K	OPTICS	IP Rating	Dimensions	Adjustable
LX-DL-01075F-LED	1*9W	540lm	2700K/3000K/3500K/4000K	10°/15°/24°/36°	IP20/IP65	Ø85*91mm	—
LX-DL-01075A-LED						Ø85*99mm	

Order code : Reference - Power - Luminous flux - CCT/K - Optic

Important : All the specification can be customized as per the project request .

OPTICS

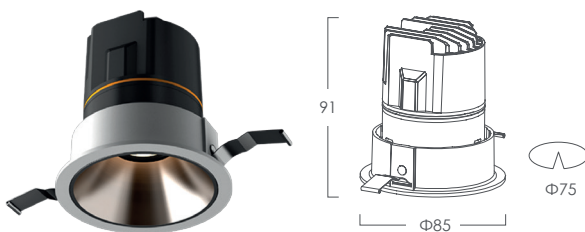


REFLECTORS IN DIFFERENT COLOR

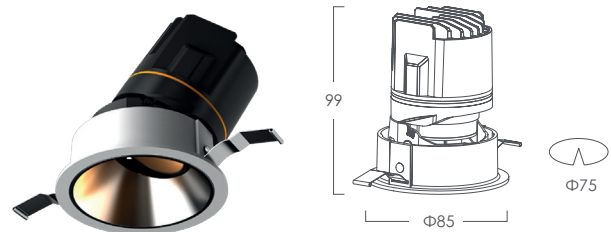


Dimensions

LX-DL-01075F-LED



LX-DL-01075A-LED



Features

