








# DOWNLIGHT



## TUBE R

<b>IP</b> 20	<b>CRI</b> >80/90	<b>AC220V</b>	
Optional			
 PHASE	 1-10V	 DALI	
 3 YEAR WARRANTY	 CITILED. The Light Engine	 CE	 RoHS

### TUBE R

Tube R ceiling mounted downlight series is innovative design with tool-free installation save the labor cost. Deep recessed lamp for minimal glare with advance optical technology. Round versions , integrating control gear , no screws exposure, various beam angle options, to meet all aesthetic requirements.

Feature : Tool-free installation, aesthetic appearance.

Flxed / Round / Two versions of size available

Optics : Lens

Material : Aluminum frame & Heat sink

Finishing : White & Black

Application: Hotels, Shopping malls, Bars, Restaurants, Gallery, Villa etc



**luxio**  
L I G H T I N G

[www.luxio-lighting.com](http://www.luxio-lighting.com)

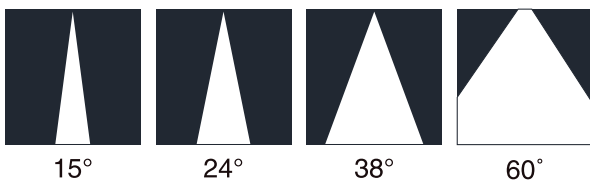
## References

Reference	Led Power	Luminous flux	CCT/K	OPTICS	IP Rating	Dimensions	Adjustable
LX-DL-8901	8W	555lm	2700K/3000K/4000K	15°/24°/38°/60°	IP20	90*185mm	—
	12W	856lm					
	15W	966lm					
LX-DL-81241	15W	994lm					
	20W	1551lm					
	25W	1763lm					

Order code : Reference - Power - Luminous flux - CCT/K - Optic

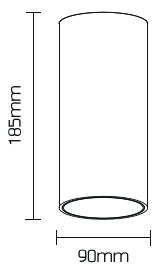
Important : All the specification can be customized as per the project request .

## OPTICS

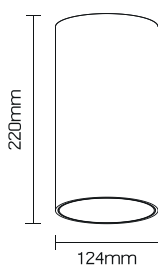


## Dimensions

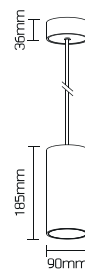
LX-DL-8901



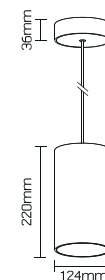
LX-DL-81241



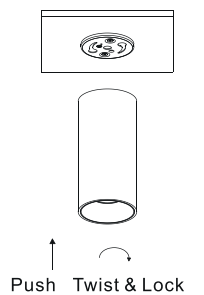
LX-PEN-5901



LX-PEN-51241



How to install



Remark: Suspension version is available for maximum flexibility.