

# PROFIL LIGHT


LX-PL-AS3535-04T90L

DC24V	CRI	IP
	>80	20



## PROFIL LIGHT LX-PL-AS3535-04T90L

- 0.4M twist 90° left, thousands of styles come from the connections of lines and arcs
- 20m flexible diffuser making it easy for installation without connections for over length application, no light leakage
- Various installation ways: pendant, recessed and surface mounted



## References

Reference	Led Power	Input Voltage	Luminous flux	LEDs	CCT/K	Dimensions
LX-PL-AS3535-04T90L	19.2W/m	AC24V	2880lm/m	160 LEDs	1900K/2300K/2700K/3000K/ 4000K/5000K/6000K	H35xW35xL400mm

## Optional Accessories



Profile x1



Flexible diffuser



End cap x2

## Installation Accessories



Profile & Carrier x1

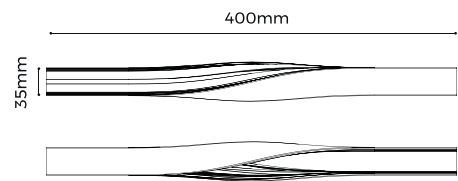
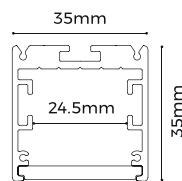


Pendant cable

## Fixings



## Dimensions



LX-ST-DT8140-24V-20mm

