

PROFIL LIGHT


LX-PL-LS5470(F)

DC24-48V	CRI >80/>95	IP 20
----------	----------------	----------



PROFIL LIGHT LX-PL-LS5470(F)

- Creative magnetic end cap, connect in seconds
- Designed in creative carrier buckle extremely convenient for installation and maintenance
- Designed in anti-leaky block piece, perfect details
- PC diffuser imported from Germany, producing homogenous & soft lighting
- 50m/roll flexible diffuser, PC diffuser, aluminium blind diffuser
- Provide standard extenders, customizable interconnected corners
- Built-in linear power supply, invisible and beautiful
- Various installation ways: pendant, recessed, surface and wall mounted




References

Reference	Led Power	Input Voltage	Luminous flux	LEDs	CCT/K	Dimensions
LX-PL-LS5470(F)	25W/m	AC24V	2760-3250Lm/m	280 LEDs	1900K/2300K/2700K/3000K/ 4000K/5000K/6000K	H70xW54xL2500mm
			2740Lm/m	560 LEDs		
		AC48V	3500Lm/m	320 LEDs		

Optional Accessories



Profile x1



Diffuser x1



Flexible diffuser



Aluminium blind
diffuser



Black diffuser



End cap x2



Quick locker x 4

Installation Accessories



Profile & Carrier x1



Pendant cable



Recessed buckle



Wall-mounted
buckle



Surface mounted
buckle



Screw set



Reflective paper



Integrated track
cabling accessories

Customizable interconnected corners



"L"-type



"L"-type (inner)



"L"-type
(exterior)

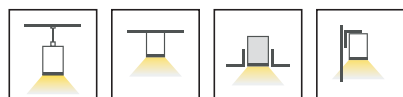


"T"-type

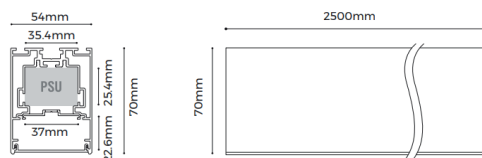


"X"-type I

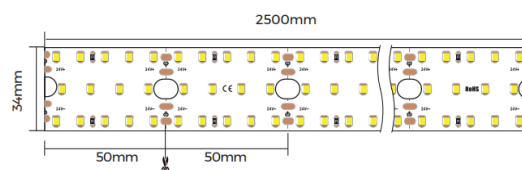
Fixings



Dimensions




LX-ST-D8280-24V34mm / LX-ST-D8560SWW24V-34mm
/ LX-ST-DS8320-48V34mm / LX-ST-DY8280-24V36mm /
LX-ST-DY8560SWW24V-36mm



Planar Interconnection

Horizontal interconnection, lighting upward&downward; vertical interconnection, lighting inward&outward



3D Style

Shuttle freely along the edge of ceiling& wall& floor

