

WALL LIGHT

LX-WL-ZQRS



Wall Light

FRONT COVER	12# Die-casting aluminum KAP7037 powder coated t=60-80µm. Adhesion of ISO CLASS 1 / ASTM class 4B
HOUSING	12# Die-casting RAL9005 powder coated aluminum T=60-80µm. Adhesion of ISO class 1/ASTM class 4B
LIGHT WINDOW	UVstop & Fireproof PC
CABLE CABLE	IP67 copper and nicked coated
GASKET	Molding shaped silicone seal
LED DRIVER	Constant Voltage Input, Constant Current Output
OPERATING TEMPERATURE	-20°C-40°C
POWER CABLE	H05RN-F 2×1.0mm² L=0.5m (low voltage) H05RN-F 3×1.0mm² L=0.5m (high voltage)
LED	SMD3030 type LED
DIMMABLE SURPPOINT	Triac•PWM•1-10V•Dali (Please refer to p.333 to see more option and specification)



References

Reference	Led Power	Input Voltage	Led Quantity	Luminous flux	CCT/K	IP Rating	Dimensions
LX-WL-ZQR24-2W	1×2W	DC24V AC120-240V	1pc	52-58lm	2000K/3000K /6000K	IP65	Ø56×W65mm
LX-WL-ZQR-1W	1×2W			58-62lm			Ø80×W60.5mm
LX-WL-ZQR-3W	1×3W			72-80lm			Ø80×W61mm
LX-WL-ZQS-3W	1×3W			72-80lm			L80×H80×W61mm

Order code : Reference - Power - Luminous flux - CCT/K - Optic

Important : All the specification can be customized as per the project request .

Housing color option

LX-WL-ZQR24-2W / LX-WL-ZQR-1W

Basic



Secondary



Sanded Black
RAL 9005



Standed Brown
RAL 8019

LX-WL-ZQR-3W / LX-WL-ZQS-3W

Basic



Sanded Dark Grey
KAP 7037

Secondary

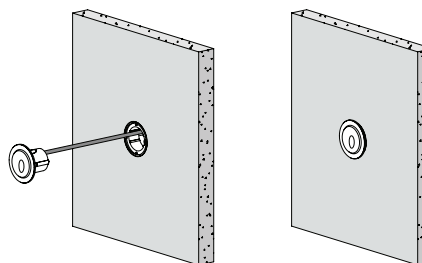


Sanded Black
RAL 9005



Silver Grey
KAP 9022

Diagram of instruction



Features



- Front cover without screws
- Use the high-strength clips for installation and ixation. (please refer remark ①)



- Front cover without screws
- Use the high-strength clips for installation and ixation. (please refer remark ①)

LX-WL-ZQR-6W / LX-WL-ZQR-3W / LX-WL-ZQS-6W



Ø71



76



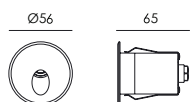
LX-WL-ZQR24-3W



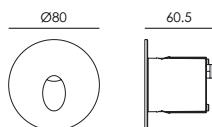
Dimensions



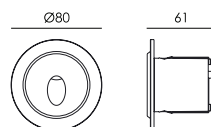
LX-WL-ZQR24-2W



LX-WL-ZQR-1W



LX-WL-ZQR-3W



LX-WL-ZQS-3W

