

# DOWNLIGHT

## ALPHA




<b>IP</b> 20	<b>CRI</b> 80+	<b>PF</b> ≥0.9	<b>AC220-240V</b>	<b>Dimmable</b>	<b>Anti-Glare</b>
-----------------	-------------------	-------------------	-------------------	-----------------	-------------------

<b>3</b> YEAR WARRANTY	<b>CREE</b>	<b>TRIDONIC</b>	<b>CE</b>	<b>RoHS</b>	<b>5</b> YEAR WARRANTY
---------------------------	-------------	-----------------	-----------	-------------	---------------------------

### ALPHA DOWNLIGHT

Industrial design with various optical accessories: lens/diffuser suits different lighting tasks

- 1 - Die-cast aluminum fitting keeps its LED chip working with a low temperature and working for a long lifetime.
- 2 - Narrow beam lighting distribution and wide flood lighting distribution.
- 3 - High performance SMD/COB chip with high lumen 70lmw.  
Suitable for different height of the ceiling.
- 4 - Constant LED driver with power factor ≥0.9 achieves high efficiency.



**luxio**  
L I G H T I N G

[www.luxio-lighting.com](http://www.luxio-lighting.com)

## References

Reference	Led Power	Luminous flux	CCT/K	OPTICS	IP Rating	Dimensions	Adjustable
LX-DL-25125F	1*25W	1600lm	2700K/3000K/4000K	10°/20°/30°	IP20	Ø135*80mm	—
LX-DL-25125L	1*25W	1800lm		60°		Ø135*80mm	

Order code : Reference - Power - Luminous flux - CCT/K - Optic

Important : All the specification can be customized as per the project request .

## OPTICS

LX-DL-25125F



10°

20°

30°


LX-DL-25125L



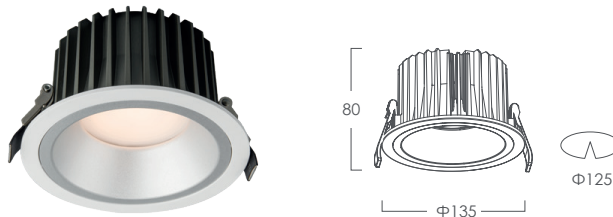
60°

## Dimensions

LX-DL-25125F



LX-DL-25125L



## Features

