

DOWNLIGHT



ATHENA RL

IP 65	CRI RA>90	AC220-240V	TRIC	DALI	0/1-10V	Anti-Glare
----------	--------------	------------	------	------	---------	------------



ATHENA RL DOWNLIGHT

Precise light distribution in three types: general lighting, ambient lighting and wall washing. Varied colors for secondary reflector with rim&rimless trim version allow more flexible combination. Anti glare accessories for excellent visual comfort.

1.Heat Dispersion System

Straight heat sink design achieves high.

Performance of heat dispersion and keeps LED.

Chip working in high luminous efficiency and in a long lifetime.

2.Multiple Optic

Four kinds of beam: 15° /24° /36° / 50° in precise speckle

3.Anti-glare Design

Led chip is fixed deep inside to create a perfect cutoff angle in 40° .

Dark light effect achieves UGR<19, reduces discomfort glare and provides better visual effect.

The consideration of IP65 Construction makes Miracle to be widely used in various kinds of application.



References

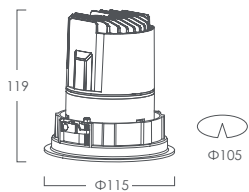
Reference	Led Power	Luminous flux	CCT/K	OPTICS	IP Rating	Dimensions
LX-DL-05105F	20W	1500lm	2700K/3000K/3500K/4000K /5700K	15°/24°/36°/50°	IP65	Ø115*119mm
	25W	2000lm				
LX-DL-05105A	20W	1500lm				
	25W	2000lm				
LX-DL-06150F	35W	2975lm				
	40W	3200lm				
LX-DL-06150A	35W	2975lm				
	40W	3200lm				
						Ø160*156mm
						Ø160*172mm

Order code : Reference - Power - Luminous flux - CCT/K - Optic

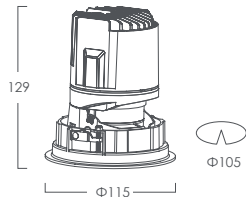
Important : All the specification can be customized as per the project request .

Dimensions

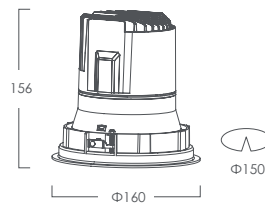
LX-DL-05105F



LX-DL-05105A



LX-DL-06150F



LX-DL-06150A

