

# DOWNLIGHT

## COMET SQUARE



### COMET SERIES

The design highlight of this series is the perfect combination of.

Compact size and high luminous efficiency (up to 95lm/w).

Special curved heat sink design, this

spotlight series adapts to false ceilings that have limited height (less than 10cm).

High performance LED light source is being used in this luminaries.


With the perfect match of the reflector optic, it achieves a high luminous efficiency, which is up to

95lm/w (85lm/w in smaller size).

The lighting solution gives Comet a wide range of versatility in its application.

It can be used in different kinds of areas such as: living room, dining room, bathroom, and any place

with limited ceiling height etc.



## References

| Reference      | Led Power | Luminous flux | CCT/K             | OPTICS      | IP Rating | Dimensions           |
|----------------|-----------|---------------|-------------------|-------------|-----------|----------------------|
| LX-DL-04070FSZ | 15W       | 1500lm        | 2700K/3000K/4000K | 17°/36°     | IP44      | (77*77mm)*(76*98mm)  |
| LX-DL-04070FSX |           |               |                   | 18°/24°/36° |           | (76*76mm)*(77*98mm)  |
| LX-DL-04080ASX |           |               |                   | 18°/24°/36° |           | (87*87mm)*(87*104mm) |

Order code : Reference - Power - Luminous flux - CCT/K - Optic

Important : All the specification can be customized as per the project request .

## OPTIONAL COLOR



White

Black

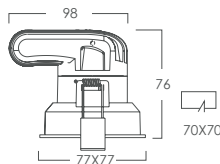
## ACCESSORY



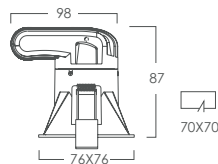
Honey comb

## Dimensions

LX-DL-04070FSZ



LX-DL-04070FSX



LX-DL-04080ASX

