

GARDEN LIGHT



LX-FL-31F-2

IP 66	IK 06	DC24V AC120-240V	TRIAC	PMW	1-10V	RAIL
----------	----------	---------------------	-------	-----	-------	------

3 GARANTIE	NICHIA	CE	RoHS	50000h
---------------	--------	----	------	--------

Garden Light

HOUSING	12# Die-casting dark grey powder coated aluminum. T=60-80µm.Adhesion of ISO class 1/ASTM class 4B
LIGHT WINDOW	Tempered glass.T=3mm LED NICHIA
LED DRIVER	Constant Voltage Input, Constant Current Output
CABLE GLAND	IP68 PG-9 PA66
GASKET	Tooling shaped seal
POWER CABLE	H05RN-F 2×1.0mm ² L=2.0m(low voltage) H05RN-F 3×1.0mm ² L=2.0m(high voltage)
CCT	2000K/3000K/6000K



luxio
L I G H T I N G

www.luxio-lighting.com

References

Reference	Led Power	Led Quantity	Input Voltage	Luminous flux	CCT/K	OPTICS	IP Rating	Dimensions
LX-FL-31F-2	6W	1pc	DC24V/ AC120-240V	646-730lm	2000K/3000K/ 6000K	15°/24°/38°/60°	IP66	Ø70*W104*H134mm
	16W			1500-1600lm		12°/25°/38°		Ø90*W130*H149mm
	20W			2409-2596lm		12°/18°/32°		Ø120*W173*H198mm
	40W			4455-4770lm		10°/22°/38°		Ø160*W232*H249mm

Order code : Reference - Power - Luminous flux - CCT/K - Optic

Important : All the specification can be customized as per the project request .

Housing color option

Basic



Dark Grey
KAP 7037

Secondary



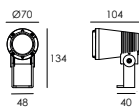
Silver Grey
KAP 9022



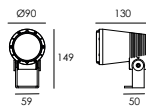
Sanded Black
RAL 9005

Dimensions

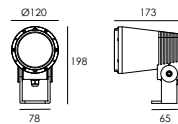
LX-FL-31F-2-6W



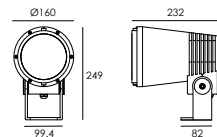
LX-FL-31F-2-16W



LX-FL-31F-2-20W

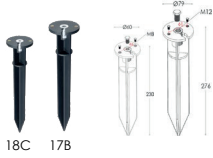


LX-FL-31F-2-40W




Accessories (Optional)

PC/ABS alloys SPIKE



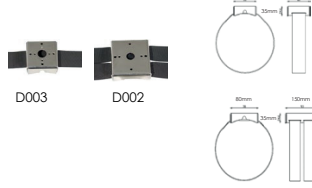
- 18C: LX-FL-31F-2-6W
LX-FL-31F-2-16W
17B: LX-FL-31F-2-20W
- More information please refer to p.92

STAINLESS STEEL SPIKE



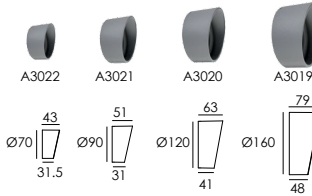
- 12C: LX-FL-31F-2-6W
LX-FL-31F-2-16W
13B: LX-FL-31F-2-20W
- More information please refer to p.92

TREE POLE STRAP



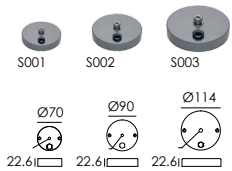
- D003: LX-FL-31F-2-6W
LX-FL-31F-2-16W
D002: LX-FL-31F-2-20W
- More information please refer to p.94

MOUNTING BASE



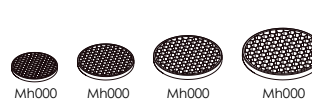
- A3022: LX-FL-31F-2-6W
A3021: LX-FL-31F-2-16W
A3020: LX-FL-31F-2-20W
A3019: LX-FL-31F-2-40W

MOUNTING BASE



- S001: LX-FL-31F-2-6W
S002: LX-FL-31F-2-16W
S003: LX-FL-31F-2-20W

HONEYCOMB LOUVER



- Mh000: LX-FL-31F-2-6W
Mh000: LX-FL-31F-2-16W
Mh000: LX-FL-31F-2-20W
Mh000: LX-FL-31F-2-40W
- The measured luminous flux data does not contain the honeycomb, and the data containing is reduced 20 to 30%.

Feature

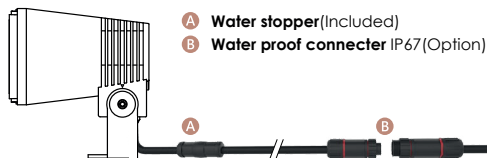


Gear: The gear between the luminaire housing and the U bracket to prevent sliding.

Overview



WATER PROOF SOLUTION



- A Water stopper(Included)
- B Water proof connector IP67(Option)