

# DOWNLIGHT



## TIBERI

<b>IP</b> 20	<b>CRI</b> 80+	<b>PF</b> ≥0.9	<b>AC220-240V</b>	<b>Dimmable</b>	<b>Anti-Glare</b>
-----------------	-------------------	-------------------	-------------------	-----------------	-------------------

<b>3</b> YEAR WARRANTY	<b>CREE</b>	<b>TRIDONIC</b>	<b>CE</b>	<b>RoHS</b>	<b>100000</b> HOURS
---------------------------	-------------	-----------------	-----------	-------------	------------------------

### TIBERI DOWNLIGHT

Precise radiation characteristic with three different beam angles; installed and exchanged without tools;

- 1 - High performance SMD/COB chip with high lumen 70lmw.
- 2 - Unique curve design makes a soft and gentle style.
- 3 - Die-cast aluminum fitting keeps its LED chip working with a low temperature and working for a long lifetime.
- 4 - Constant LED driver with power factor≥0.9 achieves high efficiency.



**luxio**  
L I G H T I N G

[www.luxio-lighting.com](http://www.luxio-lighting.com)

## References

Reference	Led Power	Luminous flux	CCT/K	OPTICS	IP Rating	Dimensions	Adjustable
LX-DL-44065F	1*7W	455lm	2700K/3000K/4000K/6000k	40°	IP20	Ø90*52mm	—
LX-DL-45090F	1*9W	585lm				Ø115*65mm	
LX-DL-46115F	1*15W	975lm				Ø140*76mm	
LX-DL-47160F	1*25W	1625lm				Ø200*108mm	
LX-DL-48195F	1*35W	2275lm				Ø230*120mm	

Order code : Reference - Power - Luminous flux - CCT/K - Optic

Important : All the specification can be customized as per the project request .

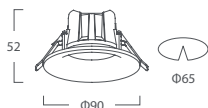
## OPTICS



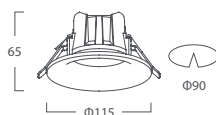
40°

## Dimensions

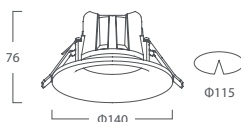
LX-DL-44065F



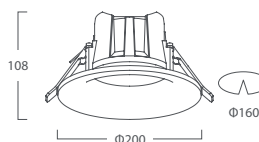
LX-DL-45090F



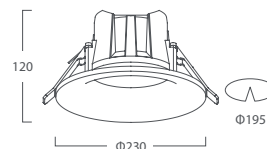
LX-DL-46115F



LX-DL-47160F



LX-DL-48195F



## Features

