

GARDEN LIGHT



LX-G-B9A-NLMH

IP 65	IK 06	DC24V AC120-240V	TRIAC	PMW	1-10V	RA11
----------	----------	---------------------	-------	-----	-------	------

3 YEAR WARRANTY	CE	RoHS	50000h
-----------------------	----	------	--------

Garden Light

HOUSING	T=60-80µm, Adhesion of ISO class 1/ASTM class 4B 12# Die-casting powder coated aluminum.
LIGHT WINDOW	PMMA
LED	SMD 3535 Type LED
LED DRIVER	Constant Voltage Input, Constant Current Output
OPERATING TEMPERATURE	-20°C~40°C
GASKET	Tooling shaped seal
POWER CABLE	H05RN-F 3×1.0mm ² L=0.3m(high voltage/short) H05RN-F 3×1.0mm ² L=2.0m(high voltage/medium) H05RN-F 3×1.0mm ² L=2.0m(high voltage/high)
BASE	Standard Base Flange Base



luxio
L I G H T I N G

www.luxio-lighting.com

References

Reference	Led Power	Led Quantity	Input Voltage	Luminous flux	CCT/K	IP Rating	Dimensions
LX-G-B9A-NL	6W	1pc	DC24V/ AC120-240V	130-150lm	3000K/6000K	IP65	Ø110*H300mm
LX-G-B9A-NM							Ø110*H500mm
LX-G-B9A-NH							Ø110*H800mm

Order code : Reference - Power - Luminous flux - CCT/K - Optic

Important : All the specification can be customized as per the project request .

Housing color option

Basic



Sanded Black
RAL 9005

Secondary

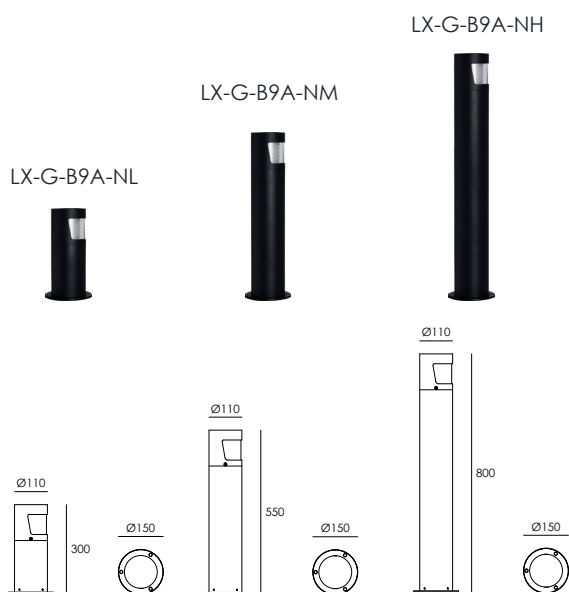


Dark Grey
KAP 7037



Light Sanded Grey
RAL 7038

Dimensions

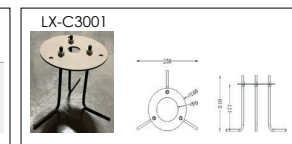


BASE

1. Flange Base




2. Landing Base



• Flange Base is an basic part which you need to assembled the landing base.

Supplementary lighting



- 1 Use of light source modules pc IP66
- 2 Built-in power module IP66
- 3 Wire buckle protection level IP67

