

GARDEN LIGHT




LX-G-D9A-ELMH

IP 65	IK 07	AC120-240V	TRIAC	PMW	1-10V	RoHS
----------	----------	------------	-------	-----	-------	------

3 YEAR WARRANTY	CE	RoHS	50000h
-----------------------	----	------	--------

Garden Light

HOUSING	T=60-80µm, Adhesion of ISO class 1/ASTM class 4B 12# Die-casting powder coated aluminum.
LIGHT WINDOW	PMMA
LED	SMD 3535 Type LED
LED DRIVER	Constant Voltage Input, Constant Current Output
OPERATING TEMPERATURE	-20°C~40°C
GASKET	Tooling shaped seal
POWER CABLE	H05RN-F 3×1.0mm ² L=0.3m(high voltage/short) H05RN-F 3×1.0mm ² L=2.0m(high voltage/medium) H05RN-F 3×1.0mm ² L=2.0m(high voltage/high)
BASE	Standard Base Flange Base



References

Reference	Led Power	Led Quantity	Input Voltage	Luminous flux	CCT/K	IP Rating	Dimensions
LX-G-D9A-EL	5W	24pcs	AC120-240V	98lm	3000K/6000K	IP65	Ø110*H300mm
LX-G-D9A-EM							Ø110*H550mm
LX-G-D9A-EH							Ø110*H800mm

Order code : Reference - Power - Luminous flux - CCT/K - Optic

Important : All the specification can be customized as per the project request .

Housing color option

Basic



Sanded Black
RAL 9005

Secondary

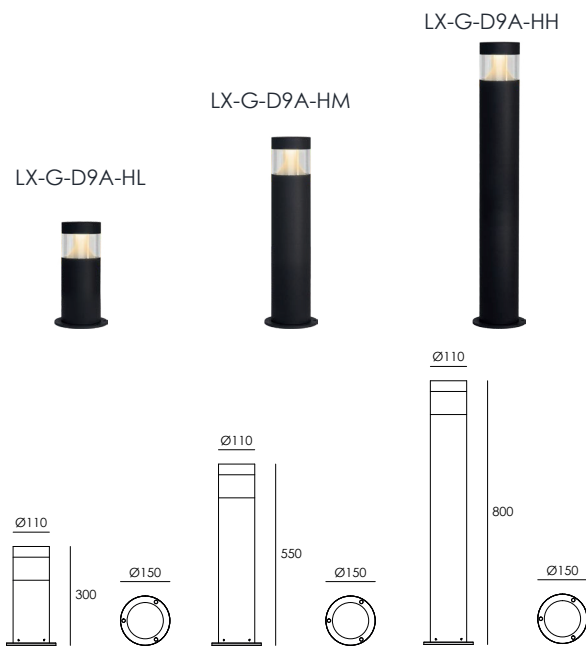


Dark Grey
KAP 7037



Light Sanded Grey
RAL 7038

Dimensions

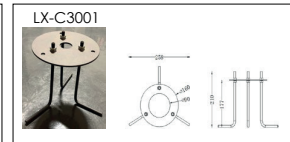


BASE

1. Flange Base



2. Landing Base



• Flange Base is a basic part which you need to assembled the landing base.

Supplementary lighting



Use of light source modules pc IP66
Built-in power module IP66
Wire buckle protection level IP67



A Made of acrylic integral molding and fine turning

