

UNDERWATER

LX-IG-125



FRONT COVER & HOUSING	Hard chromeplated Molding shaped stainless steel SUS 316L#
LIGHT WINDOW	Step tempered glass.T=10mm
CABLE GLAND	IP68 M1 6a copper with nickel-coated
GASKET	Silicone gasket
Recessed sleeve	PC/ABS ALLOYS 119#
PCB	Excellent heat conductivity aluminum.coefficient of heat Conductivity≥2.0w/mk
LED DRIVER	Constant Voltage Input,Constant Current Output
APPLICATION ENVIRONMENT	Temperature of water between -20°C~40°C less than 1 meter depth
BUILT-IN OVERHEAT SENSOR SYSTEM	Automatic Shutdown at 75°C
POWER CABLE	H07RN-F 2X1.0mm² L=2.0m



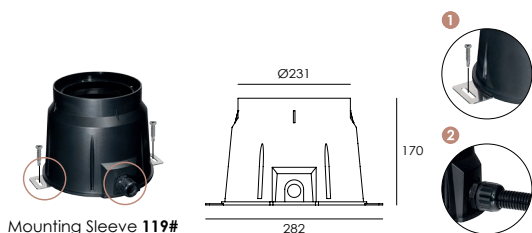
References

Reference	Led Power	Led Quantity	Input Voltage	Luminous flux	CCT/K	OPTICS	IP Rating	Dimensions
LX-IG-125	12x2.5W	12pcs	DC24V	2522lm	2000K/3000K /6000K	20°/30°/45°	IP68	Ø205*W81mm
LX-IG-125A				2369lm		10°x14°/21°x29°		

Order code : Reference - Power - Luminous flux - CCT/K - Optic

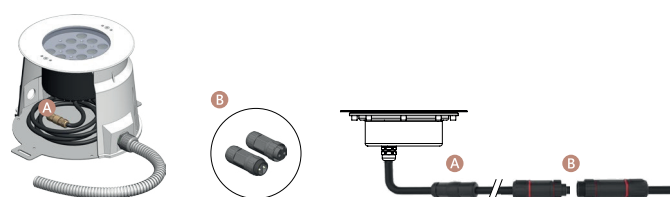
Important : All the specification can be customized as per the project request .

Sleeve (Included)



1 Install the bracket : Can be fixed in one position during construction, Material is stainless steel . Please bring your own wave tube

2 Wave tube fixing buckle : Mainly for the connection position of the fixed wave pipe and the embedded cylinder , With waterproof , function Protect The waterproof joint is not damaged by external force , and prevents water from flowing out



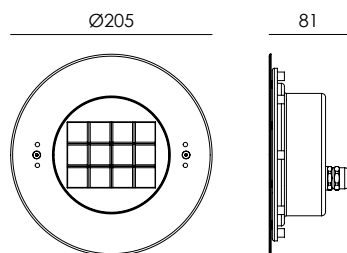
A Water stopper (Included)

The luminaire will generate high temperature when used, which will generate negative pressure when the power is turned off also brings water vapor into the luminaire. That's why the device is needed to prevent the water vapor go in.

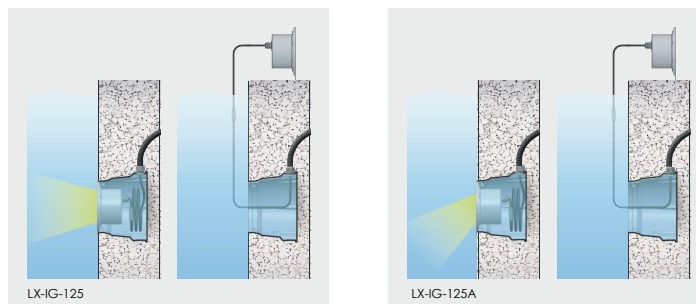
B IP68 Jiffy quick plug/socket connector (Option)

To prevent water vapor into luminaire via wire which had been cut, the air contains lots of steams when raining, spray or in humid environment, the luminaire will generate high temperature when used, which will generate negative pressure when the power is turned off also brings water vapor into the luminaire.

Dimensions



Water proof solution



•Water must be allowed to go inside and outside sleeve freely without leaking to the other side

•Warning : Must be installed under the water to prevent the light from being burnt off because of over-heating.



Built-in Radiator